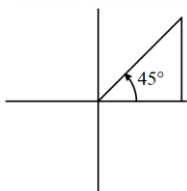


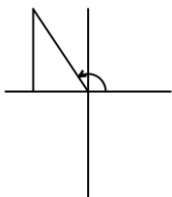
SM3 6.1 odd answers

Part A

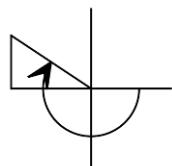
1.



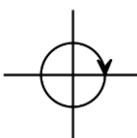
3.



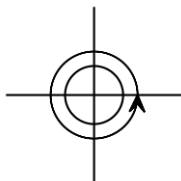
5.



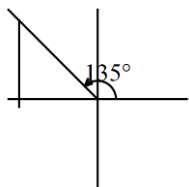
7.



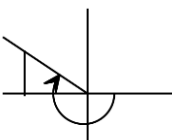
9.



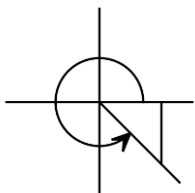
11.



13.



15.



Part B

1. 45°

3. 80°

5. 20°

7. none

9. none

11. 45°

13. 30°

15. 45°

Part C

1. $405^\circ, -315^\circ$

3. $460^\circ, -260^\circ$

5. $160^\circ, -560^\circ$

7. $720^\circ, -360^\circ$

9. $1080^\circ, -360^\circ$

11. $495^\circ, -225^\circ$

13. $150^\circ, -570^\circ$

15. $675^\circ, -45^\circ$

17. reference angle: 75°

Coterminal angle: 255°

19. reference angle: 20°

Coterminal angle: -160°

21. reference angle: 10°

Coterminal angle: 170°

23. reference angle: 70°

Coterminal angle: -70°

25. reference angle: 30°

Coterminal angle: 330°

27. IV

29. I

31. III

33. IV

35. II

37. II

39. IV

41. II

43. III